

**RECREATION CENTERS OF SUN CITY WEST, INC.
Monthly Golf Statistics**



January Golf Report Highlights

January rounds were above last year by 4,883 rounds (*this includes Member, Guests, Public, and Comp player types ...excludes golf employees in count).

YTD cumulative rounds were above last year by 4,383 rounds or 3.1 %. Year-end estimate is 287,534 total rounds.

YTD - Regulation courses were up by 1,372 rounds vs. prior year. Executive courses were up by 3,011 rounds vs. prior year.

YTD Unlimited Card sales are down by 8 cards vs. prior year. Kachina Card sales are up by 35 cards vs. prior year, and Coyote Card sales are down by 30 cards vs. prior year.

YTD Prime time rounds are over prior year by 3,461 Rounds

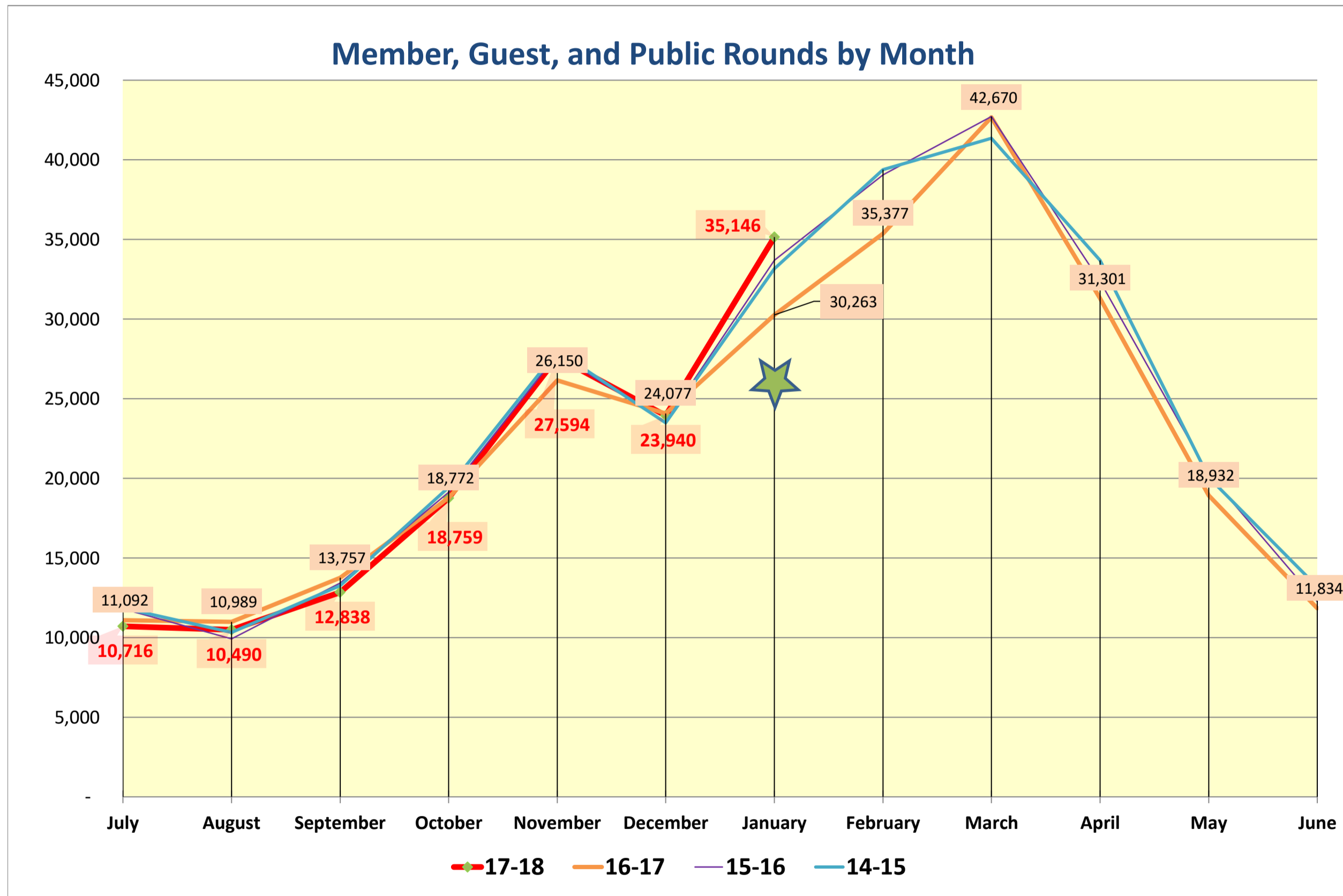
YTD there were 740 keys sold, compared to 750 in the prior year. The Key program was introduced in October of FY2017

YTD (from July 1 - Jan 31), in Public category, Golf Rounds were Down by 2,636

See charts that follow for further details

**RECREATION CENTERS OF SUN CITY WEST, INC.
Monthly Golf Statistics**

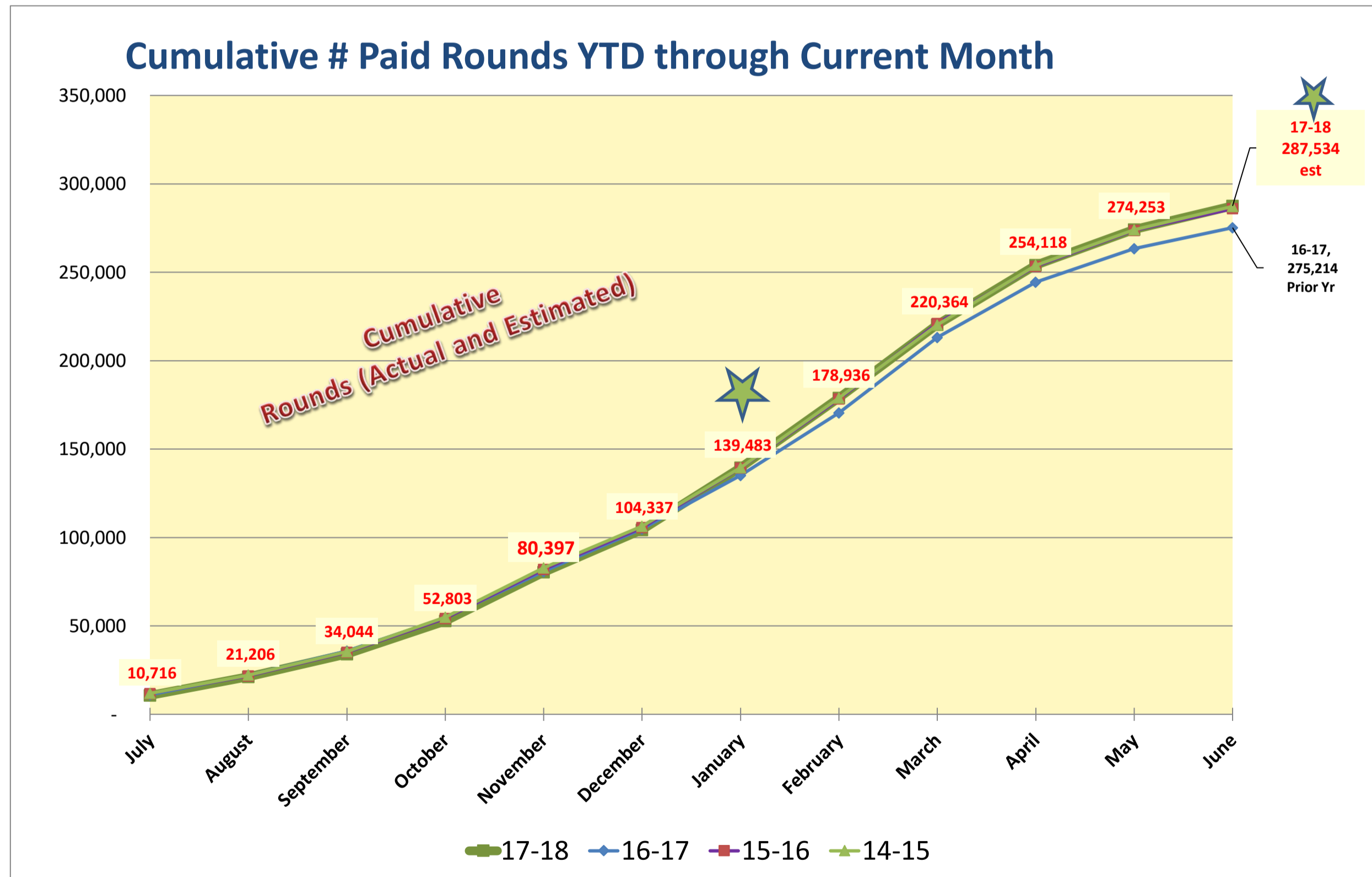
January rounds were above last year by 4,883 rounds (*this includes Member, Guests, Public, and Comp player types ...excludes golf employees in count).



RECREATION CENTERS OF SUN CITY WEST, INC.
Monthly Golf Statistics

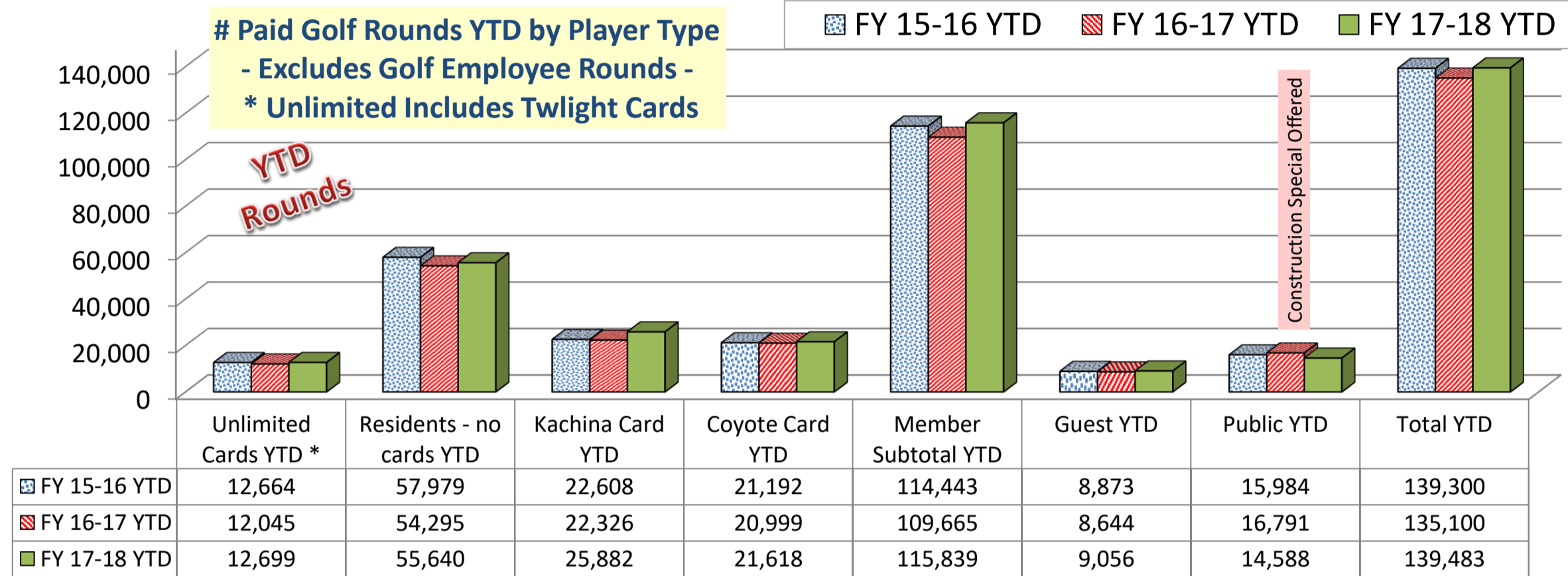
YTD cumulative rounds were above last year by 4,383 rounds or 3.1 %. Year-end estimate is 287,534 total rounds.

YTD - Regulation courses were up by 1,372 rounds vs. prior year. Executive courses were up by 3,011 rounds vs. prior year.



RECREATION CENTERS OF SUN CITY WEST, INC.
Monthly Golf Statistics

YTD total rounds are 139,483. This is Up from prior year by 4,383

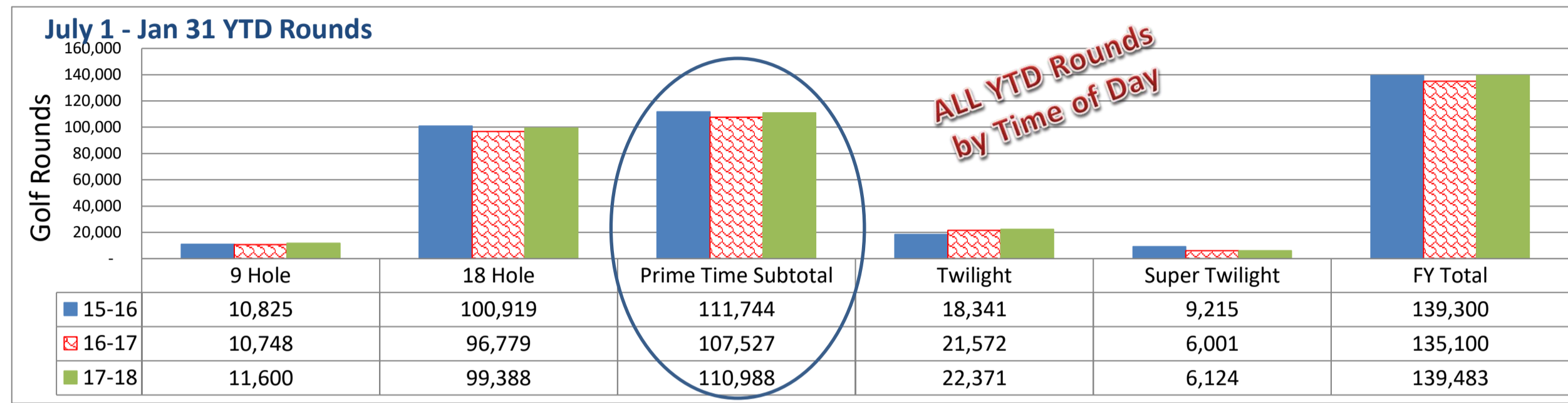


	Unlimited Cards YTD *	Residents - no cards YTD	Kachina Card YTD	Coyote Card YTD	Member Subtotal YTD	Guest YTD	Public YTD	Total YTD
YTD Current vs. Prior year	Up 654	Up 1,345	Up 3,556	Up 619	Up 6,174	Up 412	Down (2,203)	Up 4,383

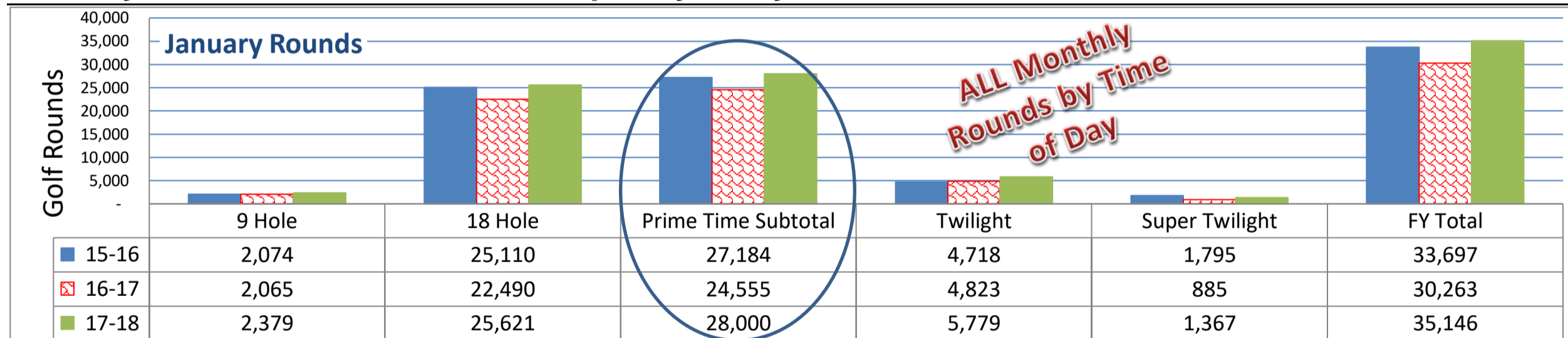
Rounds in January	Unlimited Cards *	Residents - no cards	Kachina Card	Coyote Card	Member Subtotal	Guest	Public	Total
15-16 Jan	2,072	16,065	3,777	5,205	27,119	2,791	3,787	33,697
16-17 Jan	1,858	13,720	3,983	4,989	24,550	2,643	3,070	30,263
17-18 Jan	2,240	16,132	5,128	5,506	29,006	2,879	3,261	35,146
Month Var - Prior Year	382	2,412	1,145	517	4,456	236	191	4,883

**RECREATION CENTERS OF SUN CITY WEST, INC.
Monthly Golf Statistics**

YTD Prime time rounds are over prior year by 3,461 Rounds

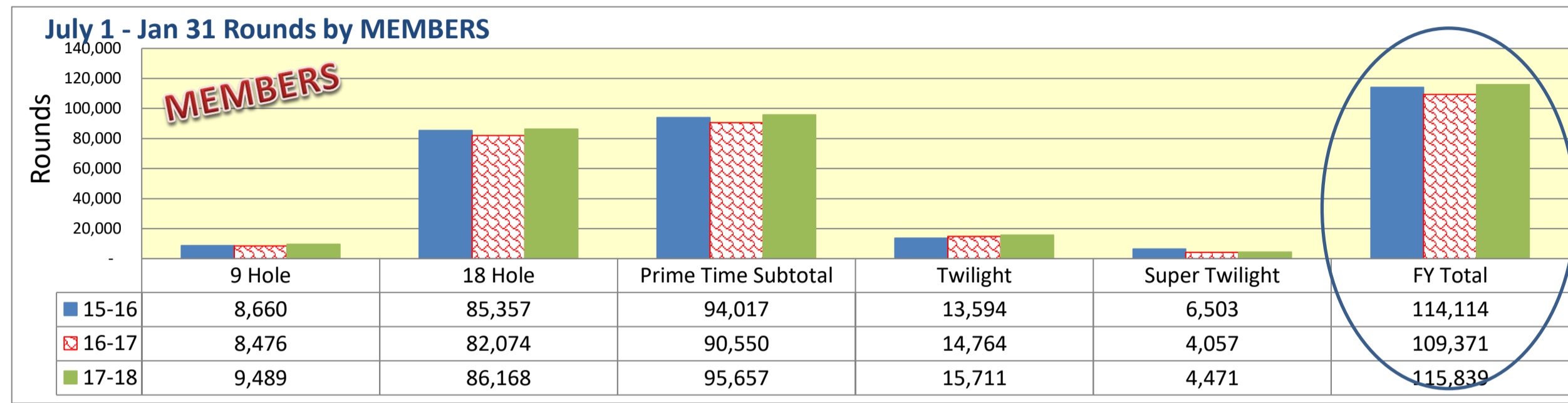


January Prime time rounds are over prior year by 3,445 Rounds

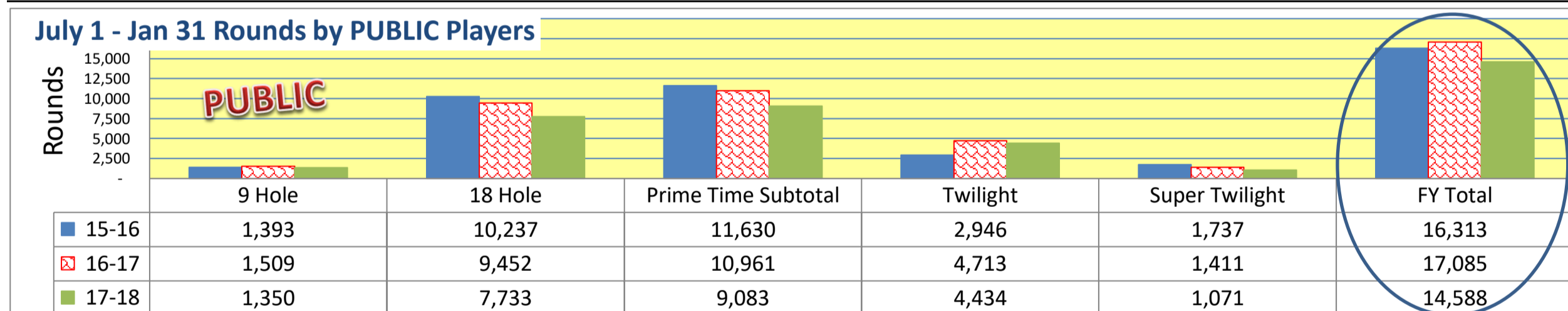


**RECREATION CENTERS OF SUN CITY WEST, INC.
Monthly Golf Statistics**

YTD Total Member Rounds compared to prior year, were over by 6,468

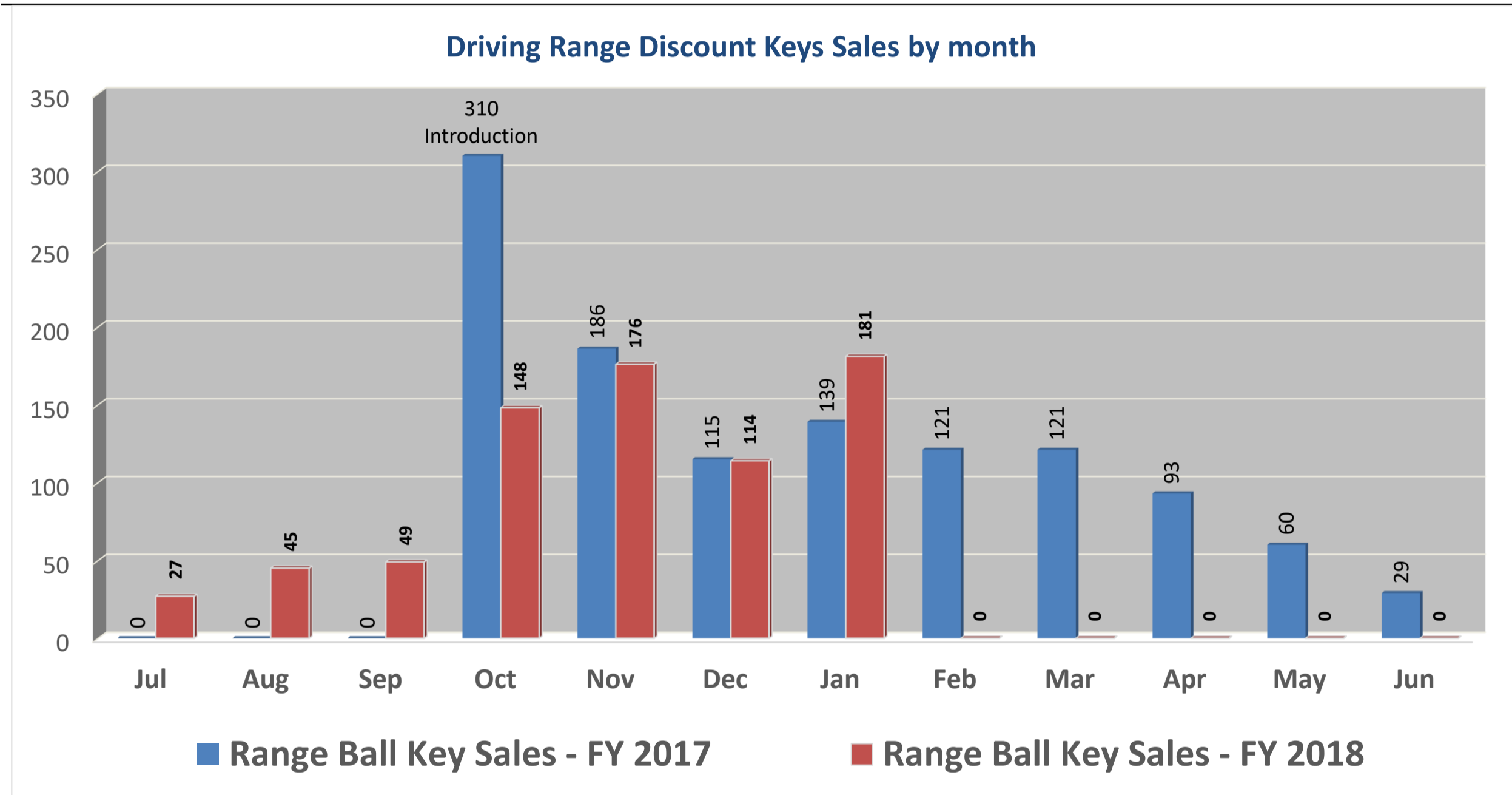


YTD Total Public Rounds compared to prior year, were under by 2,497



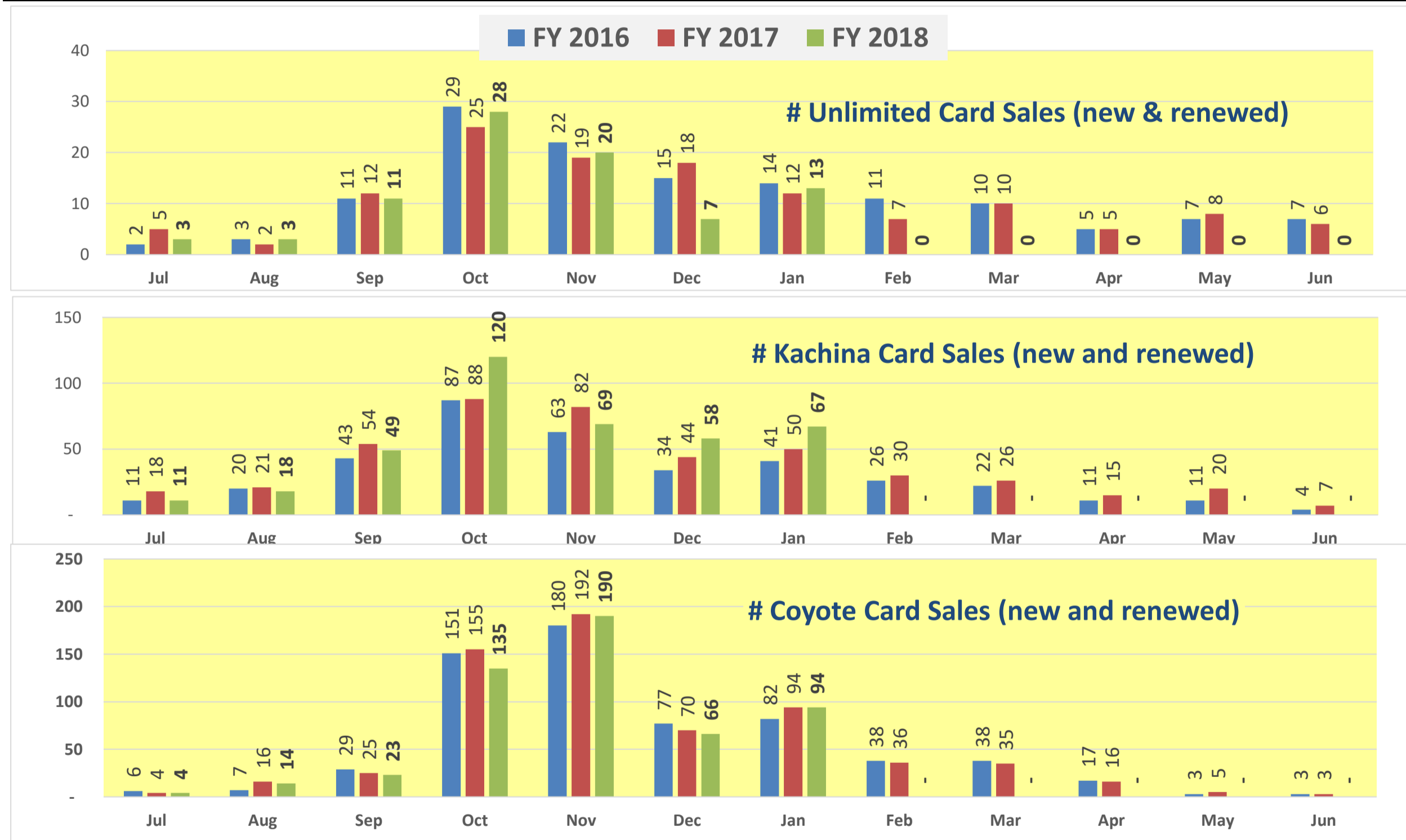
**RECREATION CENTERS OF SUN CITY WEST, INC.
Monthly Golf Statistics**

YTD there were 740 keys sold, compared to 750 in the prior year. The Key program was introduced in October of FY2017



RECREATION CENTERS OF SUN CITY WEST, INC.
Monthly Golf Statistics

YTD Unlimited Card sales are down by 8 cards vs. prior year. Kachina Card sales are up by 35 cards vs. prior year, and Coyote Card sales are down by 30 cards vs. prior year.



RECREATION CENTERS OF SUN CITY WEST, INC.
Monthly Golf Statistics

YTD Total Rounds by Player Category

